

CALIFORNIA'S NEW SCHOOL DASHBOARD: PRELIMINARY ANALYSIS OF DISTRICT RATINGS



The Education Trust–West







In December 2017, the California Department of Education released the new California School Dashboard, replacing the field test version from March 2017. The web-based dashboard includes new, up-to-date data and comes with higher stakes than the earlier version. Using multiple color-coded measures, with Red representing the lowest rating and Blue the highest, the state has determined which districts are struggling and need assistance, and it has notified these districts.

While The Education Trust–West and many others are engaged in a conversation about the design merits of the dashboard, this Equity Alert does not address those issues. Instead, this document is intended to help stakeholders understand which districts have been identified for assistance using the new dashboard and why, and what happens next in those districts. Lastly, we share what stakeholders can do if their district is identified for assistance.

HOW DISTRICTS ARE IDENTIFIED FOR ASSISTANCE


















When California adopted the Local Control Funding Formula in 2013, it established 8 state priorities for school districts, and 10 for county offices of education. Districts are identified for assistance if one or more student group—including any racial/ethnic group or special population, such as English learners or foster youth—fails to meet standards in at least 2 of these priority areas. As of Fall 2017, the state is only using data from 3 of these priority areas to determine which school districts need assistance. In future years, more data may be considered, including statewide chronic absenteeism and college/career readiness data, and locally provided data on basic services, implementation of academic standards, parent engagement, and school climate. **Table 1** shows the state priority areas and criteria for not meeting standards as of Fall 2017.

Table 1: State Priority Areas and Criteria for Not Meeting Standards, as of Fall 2017

Priority Area	Criteria
Pupil Achievement (Priority 4)	<ul style="list-style-type: none"> Red  on both the English Language Arts (ELA)/literacy and math Smarter Balanced test, <i>or</i> Red  on ELA/literacy or math and Orange  on the other, <i>or</i> Red  on the English Learner Progress Indicator (ELPI) (<i>ELs only</i>)
Pupil Engagement (Priority 5)	<ul style="list-style-type: none"> Red  on Graduation Rate
School Climate (Priority 6)	<ul style="list-style-type: none"> Red  on Suspension Rate

Because there are relatively few indicators so far, there are only a handful of ways in which districts can fail to meet standards for each student group. **Table 2** shows the reasons for which a district may be identified for all student groups except English learners. It shows that there is only one way high school districts can currently be flagged for assistance: by failing to graduate large numbers of students and by suspending many of them. There is also only one way an elementary school district can be flagged for assistance: if it does poorly academically and if it suspends a high percentage of students. Because unified districts serve all grades, kindergarten through high school, they have four possible paths toward identification.

Table 2: Reasons a District is Identified for Assistance, as of Fall 2017

District Type		ELA/Literacy & Math (grades 3-8)		Suspension		Graduation
Unified	1	 or 	+		+	
	2	 or 	+			
	3	 or 		+		
	4				+	
High					+	
Elementary		 or 	+			

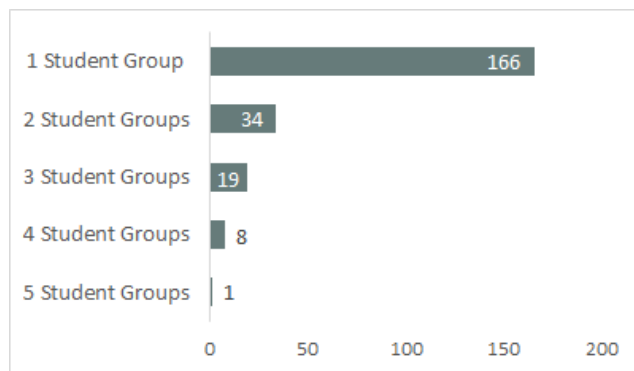
For districts' English learners, the addition of the English Learner Progress Indicator (ELPI) adds another path to assistance. The ELPI is part of the academic indicator, but assistance is triggered if a school district fails to meet the standard for either ELA/literacy and math, *or* for the ELPI. The ELPI is a composite representing progress toward English proficiency on a test and also rates of reclassification, with extra credit given to districts that improve language proficiency among Long-Term English Learners.

DISTRICTS IN NEED OF ASSISTANCE

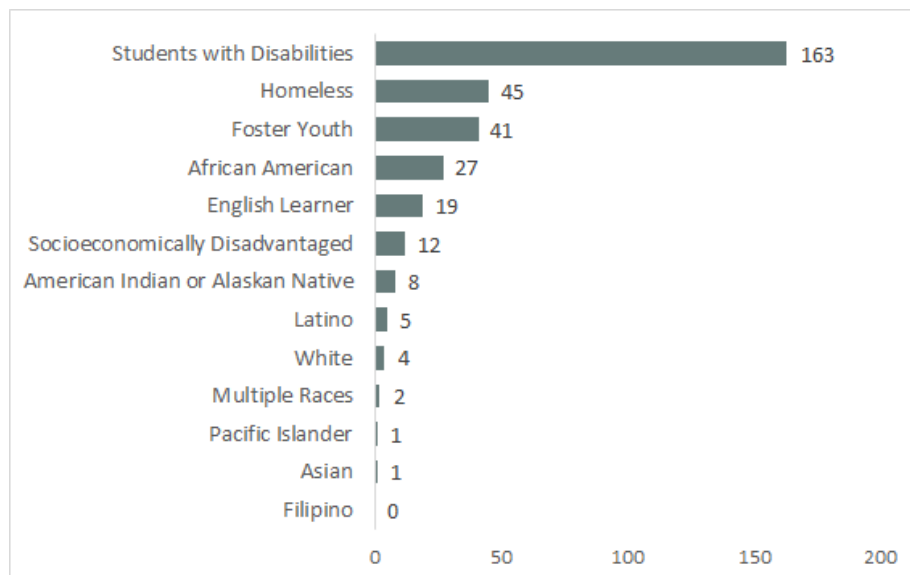
In total, 228 districts were identified for assistance in Fall 2017, representing 24 percent of school districts in California. This information is not found on the dashboard, but it can be found through a data file on the state website located here: <https://www.cde.ca.gov/fg/aa/lc/>. We analyzed this data.

Most districts (166) were identified because of the underperformance of just one student group. Relatively few districts (28) were identified because of the underperformance of 3 or more student groups. **Figure 1** shows how many districts were identified based on the number of student groups.

Figure 1: Number of Districts Identified for Assistance, by the Number of Student Groups for Which They Were Identified



Districts were most often identified for assistance based on results for students with disabilities. Overall, 163 districts—71 percent—were identified because of that student group. For 114 of these districts, students with disabilities were the only student group for which they were identified. The remaining 49 districts were also identified based on other student groups. **Figure 2** shows the number of times each student group prompted a district to show up on the list of struggling districts, either alone or in combination with other student groups.

Figure 2: Names of Student Groups Prompting Assistance

Districts were most frequently identified for assistance because they had a combination of poor test scores and troubling suspension rates. Graduation rates less frequently prompted assistance. To illustrate this, **Figure 3** shows the number of districts identified based on each combination of criteria. We show this for three student groups that frequently flagged a district for assistance.

Figure 3: Number of Districts Identified for Assistance for Students with Disabilities, by the Reason for identification

			Number of Districts Identified for Assistance, by Student Group		
ELA/Literacy & Math (3-8)	Suspension	Graduation	Students with Disabilities	Foster Youth	African American
			11	10	1
or			120	25	26
or			21	4	0
or			11	2	0
Total			163	41	27

Districts In Need of Assistance for English Learners

The state uses an additional indicator, the English Learner Progress Indicator, to determine whether a district needs assistance for English learners. This ELPI is grouped with the ELA/Literacy and Math scores as part of the academic indicator. When we look at the data, we find that the ELPI makes very little difference in determining which districts get assistance for English learners. In total, 19 districts were identified as needing assistance for English learners. Only two of these districts are identified because of the ELPI. This is because most school districts scoring Red on the ELPI did not score Red on other measures. Specifically, 22 school districts scored Red on the ELPI but were not flagged for assistance.

WHAT HAPPENS NEXT?

With more than 200 districts identified for assistance, the next hurdle is determining what that assistance will look like and how those districts will improve. County Offices of Education, the California Collaborative for Educational Excellence, and independent providers will all have a role in providing assistance. We strongly believe that parents, community members, and educators must also play a significant part in analyzing root causes of disparities, identifying needs and solutions, and monitoring progress.

Next steps include:

- Starting in January 2018, these districts will conduct a needs assessment and root cause analysis. In most cases, the county office of education will assist with this process.
- Through Spring 2018, county offices of education and other providers will work with these districts to address the needs of the student groups for which they were identified.
- If a district fails to meet standards for 3 or more student groups for 2 or more priority areas, in 3 out of 4 consecutive years, it could receive more intensive intervention from the state.

What local stakeholders can do:

- If your district has been identified for assistance, learn about how the district is analyzing root causes of underperformance and inequities, and how it is identifying what needs to improve.
- Demand that a variety of stakeholder groups be included in this district improvement process.
- Urge your district to revise its LCAP to reflect this improvement plan. The LCAP's goals, programs, and spending should be aligned with the needs identified by the dashboard and the root cause analysis.
- Encourage the state to gather more feedback from stakeholders, including parents, on how well the dashboard is working and how it can be improved.

We remain optimistic that with the right support, partnerships, and accountability, these districts can and will improve in the months and years ahead. But we also know it is imperative that advocates watch closely and participate in the process to ensure districts and the state move swiftly to make changes that will impact students in our schools *today*.

LIST OF DISTRICTS RECEIVING ASSISTANCE

District	County	Students with Disabilities	Students Affected by Homelessness	Foster Youth	English Learner	Socioeconomically Disadvantaged	African American	Asian	Filipino	Latino	Native American	Pacific Islander	White	Two or More Races
Alameda Unified	Alameda	X												
Berkeley Unified	Alameda		X											
Fremont Unified	Alameda		X											
Hayward Unified	Alameda	X	X	X										
Oakland Unified	Alameda	X	X		X		X							
San Leandro Unified	Alameda	X												
San Lorenzo Unified	Alameda	X	X											
Amador County Unified	Amador	X												
Durham Unified	Butte	X												
Golden Feather Union Elementary	Butte					X							X	
Gridley Unified	Butte	X												
Thermalito Union Elementary	Butte	X												
Calaveras Unified	Calaveras	X	X											
Mark Twain Union Elementary	Calaveras	X												
Colusa Unified	Colusa	X												
Williams Unified	Colusa	X												
Antioch Unified	Contra Costa		X	X							X			
Byron Union Elementary	Contra Costa	X												
John Swett Unified	Contra Costa	X					X							
Knighten Elementary	Contra Costa	X												
Martinez Unified	Contra Costa	X												
Mt. Diablo Unified	Contra Costa		X	X			X							
Oakley Union Elementary	Contra Costa	X												
Pittsburg Unified	Contra Costa	X	X				X							
West Contra Costa Unified	Contra Costa	X												
Del Norte County Unified	Del Norte	X	X	X							X			
El Dorado Union High	El Dorado	X												
Mother Lode Union Elementary	El Dorado	X												
Pollock Pines Elementary	El Dorado	X												
Clovis Unified	Fresno	X												
Fresno Unified	Fresno	X		X			X							
Kings Canyon Joint Unified	Fresno	X												
Parlier Unified	Fresno	X												
Washington Unified	Fresno		X											
Hamilton Unified	Glenn	X												
Orland Joint Unified	Glenn				X									
Willows Unified	Glenn	X	X		X									
Cutten Elementary	Humboldt	X												
Eureka City Schools	Humboldt		X											

District	County	Students with Disabilities	Students Affected by Homelessness	Foster Youth	English Learner	Socioeconomically Disadvantaged	African American	Asian	Filipino	Latino	Native American	Pacific Islander	White	Two or More Races
Rio Dell Elementary	Humboldt	X								X				
South Bay Union Elementary	Humboldt	X												
Southern Humboldt Joint Unified	Humboldt	X	X											
Bishop Unified	Inyo	X												
Bakersfield City	Kern			X										
El Tejon Unified	Kern	X												
Fairfax Elementary	Kern	X												
Kern High	Kern										X			
Kernville Union Elementary	Kern	X												
Lakeside Union	Kern	X					X							
Lost Hills Union Elementary	Kern				X	X				X				
Mojave Unified	Kern		X											
Norris Elementary	Kern	X												
Rio Bravo-Greeley Union Elementary	Kern	X												
Sierra Sands Unified	Kern	X												
Southern Kern Unified	Kern	X					X							
Standard Elementary	Kern									X				
Vineland Elementary	Kern	X												
Wasco Union Elementary	Kern						X							
Central Union Elementary	Kings	X									X			
Lemoore Union Elementary	Kings			X										
Konocti Unified	Lake		X			X	X				X		X	
Lakeport Unified	Lake	X									X			
Big Valley Joint Unified	Lassen					X							X	
Susanville Elementary	Lassen	X												
Antelope Valley Union High	Los Angeles	X												
Arcadia Unified	Los Angeles	X												
Azusa Unified	Los Angeles	X												
Bonita Unified	Los Angeles	X		X			X							
Centinela Valley Union High	Los Angeles			X										
Charter Oak Unified	Los Angeles	X												
Compton Unified	Los Angeles	X												
Eastside Union Elementary	Los Angeles			X										
El Monte Union High	Los Angeles												X	
Inglewood Unified	Los Angeles	X					X							
Lancaster Elementary	Los Angeles			X										
Los Angeles Unified	Los Angeles	X		X										
Lynwood Unified	Los Angeles						X							
Palmdale Elementary	Los Angeles	X	X	X			X							
Pasadena Unified	Los Angeles			X										

District	County	Students with Disabilities	Students Affected by Homelessness	Foster Youth	English Learner	Socioeconomically Disadvantaged	African American	Asian	Filipino	Latino	Native American	Pacific Islander	White	Two or More Races
Rosemead Elementary	Los Angeles	X												
Rowland Unified	Los Angeles	X												
West Covina Unified	Los Angeles	X												
William S. Hart Union High	Los Angeles	X												
Mariposa County Unified	Mariposa				X									
Fort Bragg Unified	Mendocino	X												
Ukiah Unified	Mendocino	X			X									
Willits Unified	Mendocino					X					X			
Delhi Unified	Merced	X												
Dos Palos Oro Loma Joint Unified	Merced					X								
Gustine Unified	Merced				X									
Livingston Union	Merced	X												
Los Banos Unified	Merced						X							
Merced City Elementary	Merced		X											
Planada Elementary	Merced	X												
Winton	Merced	X												
Greenfield Union Elementary	Monterey	X												
King City Union	Monterey	X												
Salinas City Elementary	Monterey	X												
Salinas Union High	Monterey	X	X		X		X							
South Monterey County Joint Union High	Monterey	X												
Nevada Joint Union High	Nevada	X												
Penn Valley Union Elementary	Nevada	X												
Pleasant Ridge Union Elementary	Nevada	X												
Anaheim Elementary	Orange			X										
Anaheim Union High	Orange	X		X	X									
Saddleback Valley Unified	Orange			X										
Loomis Union Elementary	Placer				X									
Roseville Joint Union High	Placer	X			X									
Plumas Unified	Plumas	X												
Beaumont Unified	Riverside	X												
Coachella Valley Unified	Riverside	X									X			
Desert Sands Unified	Riverside	X												
Hemet Unified	Riverside	X		X			X							
Lake Elsinore Unified	Riverside			X										
Moreno Valley Unified	Riverside	X		X			X							
Nuview Union	Riverside	X												
Perris Union High	Riverside			X	X		X							
Riverside Unified	Riverside	X												
San Jacinto Unified	Riverside	X												

District	County	Students with Disabilities	Students Affected by Homelessness	Foster Youth	English Learner	Socioeconomically Disadvantaged	African American	Asian	Filipino	Latino	Native American	Pacific Islander	White	Two or More Races
Elk Grove Unified	Sacramento	X		X										
River Delta Joint Unified	Sacramento	X												
Robla Elementary	Sacramento						X							
Sacramento City Unified	Sacramento	X	X	X			X							
San Juan Unified	Sacramento	X		X			X							
Twin Rivers Unified	Sacramento	X	X	X			X							
Adelanto Elementary	San Bernardino		X											X
Alta Loma Elementary	San Bernardino	X												
Barstow Unified	San Bernardino	X												
Bear Valley Unified	San Bernardino	X	X											
Cucamonga Elementary	San Bernardino	X												
Fontana Unified	San Bernardino			X										
Helendale Elementary	San Bernardino	X												
Hesperia Unified	San Bernardino	X		X			X							
Lucerne Valley Unified	San Bernardino		X											
Morongo Unified	San Bernardino	X												
Mountain View Elementary	San Bernardino	X												
Needles Unified	San Bernardino	X												
Rialto Unified	San Bernardino			X			X							
Rim of the World Unified	San Bernardino	X												
San Bernardino City Unified	San Bernardino			X										
Victor Valley Union High	San Bernardino	X		X	X									X
Alpine Union Elementary	San Diego	X												
Cajon Valley Union	San Diego	X	X											
Grossmont Union High	San Diego		X	X										
La Mesa-Spring Valley	San Diego	X												
National Elementary	San Diego	X												
Oceanside Unified	San Diego		X											
Ramona City Unified	San Diego	X												
San Diego Unified	San Diego	X		X										
San Ysidro Elementary	San Diego	X												
Vista Unified	San Diego			X										
San Francisco Unified	San Francisco			X										
Jefferson Elementary	San Joaquin	X												
Lincoln Unified	San Joaquin	X												
Lodi Unified	San Joaquin	X	X											
Stockton Unified	San Joaquin	X												
Tracy Joint Unified	San Joaquin	X		X										
Lucia Mar Unified	San Luis Obispo	X												
Paso Robles Joint Unified	San Luis Obispo	X												

District	County	Students with Disabilities	Students Affected by Homelessness	Foster Youth	English Learner	Socioeconomically Disadvantaged	African American	Asian	Filipino	Latino	Native American	Pacific Islander	White	Two or More Races
Bayshore Elementary	San Mateo				X									
Ravenswood City Elementary	San Mateo	X					X							
San Mateo Union High	San Mateo		X											
Sequoia Union High	San Mateo											X		
South San Francisco Unified	San Mateo	X												
Buellton Union Elementary	Santa Barbara	X												
Lompoc Unified	Santa Barbara			X										
Orcutt Union Elementary	Santa Barbara	X												
Santa Barbara Unified	Santa Barbara	X												
Alum Rock Union Elementary	Santa Clara	X												
East Side Union High	Santa Clara	X	X	X										
Morgan Hill Unified	Santa Clara	X												
Orchard Elementary	Santa Clara	X												
San Jose Unified	Santa Clara	X	X											
Santa Clara Unified	Santa Clara	X												
Pajaro Valley Unified	Santa Cruz	X	X											
San Lorenzo Valley Unified	Santa Cruz	X												
Santa Cruz City High	Santa Cruz		X											
Soquel Union Elementary	Santa Cruz	X												
Anderson Union High	Shasta		X											
Enterprise Elementary	Shasta	X												
Gateway Unified	Shasta	X												
Happy Valley Union Elementary	Shasta	X												
Pacheco Union Elementary	Shasta	X												
Redding Elementary	Shasta	X												
Yreka Union Elementary	Siskiyou	X												
Dixon Unified	Solano	X												
Fairfield-Suisun Unified	Solano	X	X											
Vacaville Unified	Solano		X											
Vallejo City Unified	Solano	X	X	X										
Cloverdale Unified	Sonoma	X												
Piner-Olivet Union Elementary	Sonoma					X								
Santa Rosa City Schools	Sonoma	X	X	X										
Sonoma Valley Unified	Sonoma	X												
Windsor Unified	Sonoma	X												
Ceres Unified	Stanislaus	X												
Chatom Union	Stanislaus	X												
Empire Union Elementary	Stanislaus	X												
Hart-Ransom Union Elementary	Stanislaus	X												
Hughson Unified	Stanislaus	X												

District	County	Students with Disabilities	Students Affected by Homelessness	Foster Youth	English Learner	Socioeconomically Disadvantaged	African American	Asian	Filipino	Latino	Native American	Pacific Islander	White	Two or More Races
Keyes Union	Stanislaus	X												
Oakdale Joint Unified	Stanislaus	X												
Patterson Joint Unified	Stanislaus		X											
Live Oak Unified	Sutter	X												
Meridian Elementary	Sutter					X								
Yuba City Unified	Sutter		X				X							
Red Bluff Joint Union High	Tehama	X	X		X									
Red Bluff Union Elementary	Tehama		X											
Alpaugh Unified	Tulare				X	X				X				
Burton Elementary	Tulare	X												
Cutler-Orosi Joint Unified	Tulare	X												
Dinuba Unified	Tulare	X	X											
Exeter Unified	Tulare	X												
Farmersville Unified	Tulare					X								
Lindsay Unified	Tulare	X						X						
Terra Bella Union Elementary	Tulare				X									
Tulare City	Tulare						X							
Visalia Unified	Tulare			X										
Woodlake Unified	Tulare	X			X									
Big Oak Flat-Groveland Unified	Tuolumne					X								
Summerville Elementary	Tuolumne	X												
Fillmore Unified	Ventura	X												
Hueneme Elementary	Ventura	X												
Oxnard	Ventura		X											
Oxnard Union High	Ventura			X										
Esparto Unified	Yolo	X			X	X				X				
Washington Unified	Yolo	X												
Marysville Joint Unified	Yuba		X											
Plumas Lake Elementary	Yuba												X	